



# Explora

JOURNEYS



## EXPLORA II

SHIP GUIDE





# CONTENTS

Page 4

## HIGHLIGHTS

Page 5

## SHIP OVERVIEW

Page 6

## SUITE DECK PLANS

Page 7

## GUEST SUITES OVERVIEW

Page 19

## INCLUSIVE EXPERIENCES

Page 20

## ADDITIONAL BENEFITS

Page 21

## PUBLIC SPACES DECK PLANS

Page 22

## YOUR HOME AT SEA

Page 23

## DINING

Page 24

## LOUNGING

Page 26

## EVENT VENUES & SPACES

Page 27

## OCEAN WELLNESS

Page 29

## OTHER SERVICES

APRIL 2025



# SAIL UNIQUE

*Designed to feel like your own private yacht*

Explora Journeys offers guests unparalleled comfort and space, for the first time ever a genuine home-away-from-home at sea.



---

## EXPLORA I

2023

---

## EXPLORA II

2024

---

## EXPLORA III

2026

---

## EXPLORA IV

2027

---

## EXPLORA V

2027

---

## EXPLORA VI

2028

---



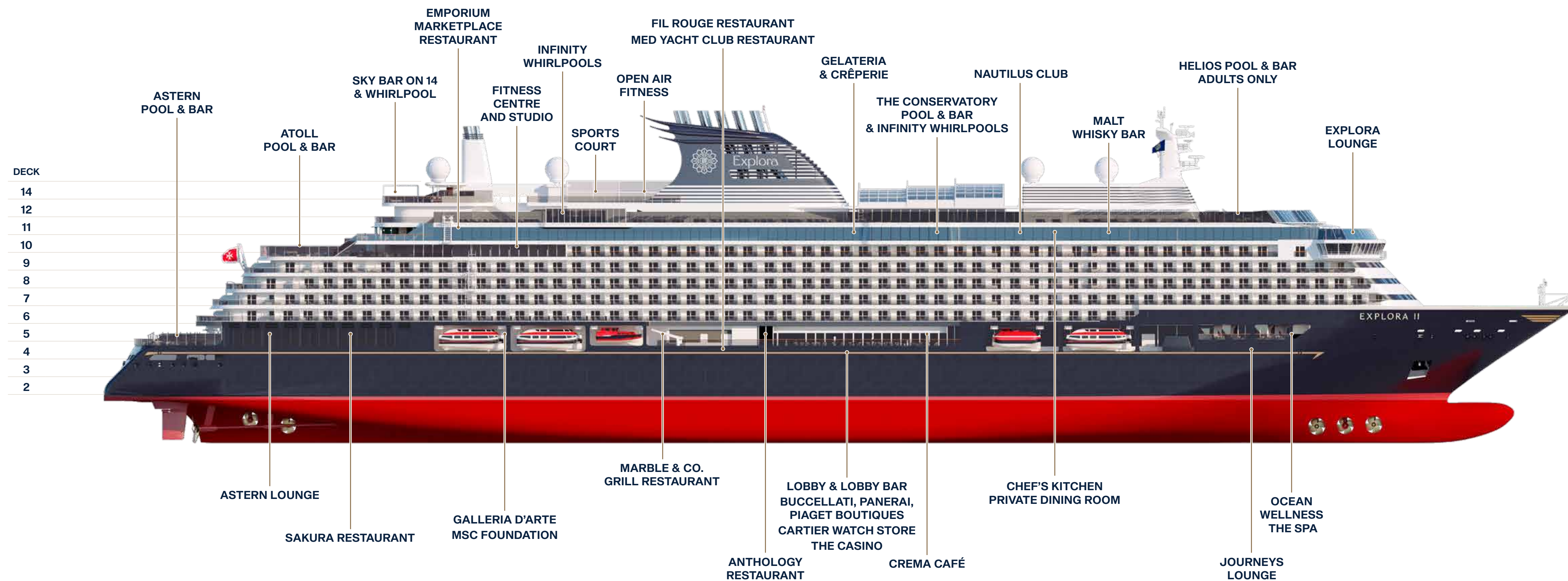


# HIGHLIGHTS

GROSS TONNAGE	63,900 GT
LENGTH	248 m / ~ 813 ft
BEAM	32 m ~ 105 ft
HEIGHT ABOVE WATERLINE	56 m ~ 184 ft
SPEED (MAX)	18 knots (20.2 knots)
VOLTAGE (IN SUITES)	110/220 volts
DECKS	14
TOTAL PUBLIC SPACE	~ 16,600 sqm / ~ 178,680 sq ft
TOTAL OUTDOOR PUBLIC SPACE	~ 6,250 sqm / ~ 67,275 sq ft
TOTAL OUTDOOR PUBLIC SPACE PER GUEST	~ 6. 5 sqm / ~ 70 sq ft
NUMBER OF SUITES	461, incl. 10 suites with accessibility features
CATEGORY-LEADING GUEST PER HOST RATIO	1.25 : 1
POOLS	- 5 pools and 5 whirlpools, incl. - 3 heated outdoor pools - 1 indoor pool with retractable glass roof - 1 indoor hydrotherapy pool



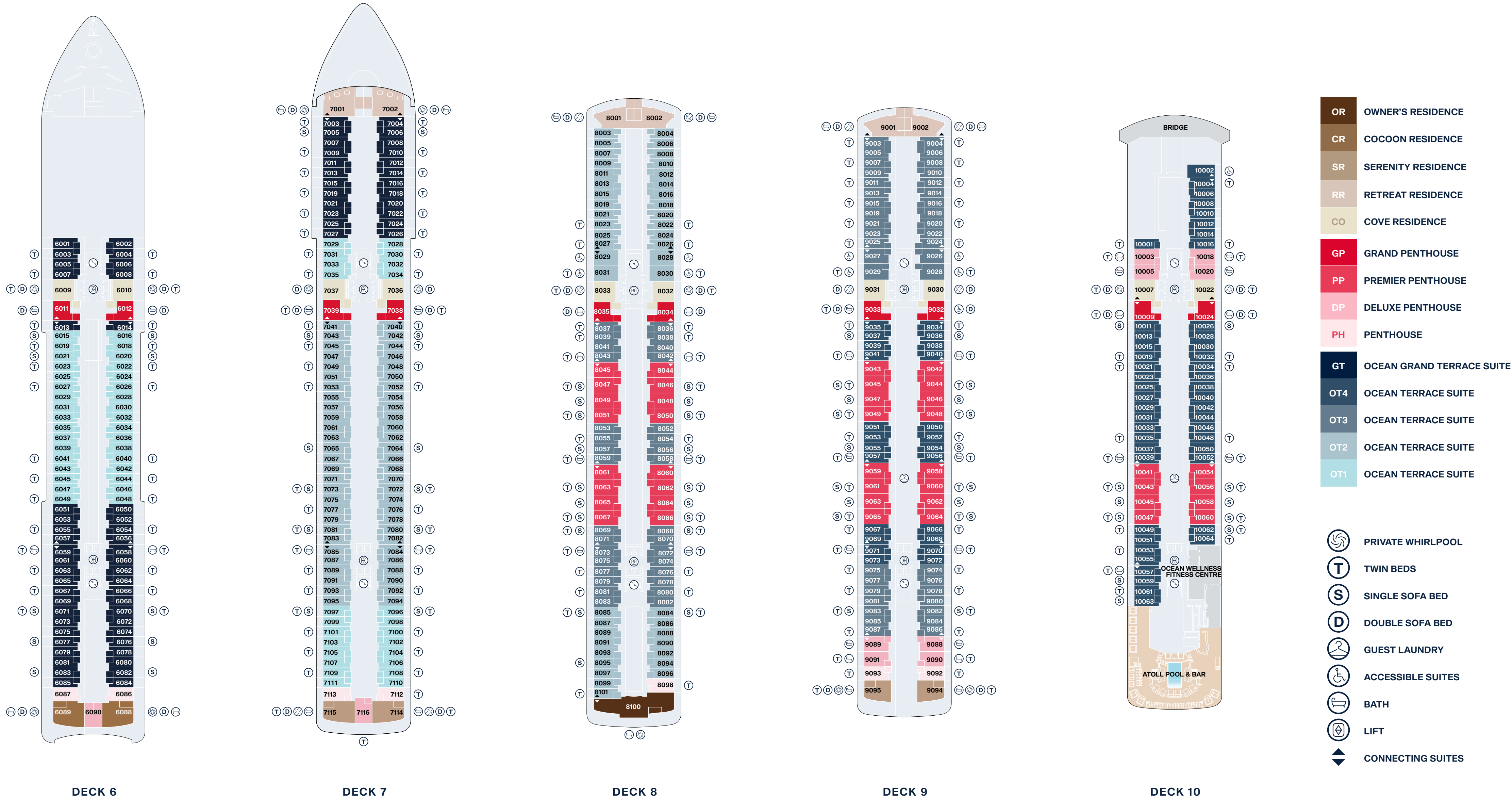
# EXPLORA II SHIP OVERVIEW



DECK		DECK		DECK		DECK		DECK		DECK			
4	Fil Rouge Restaurant	4	The Casino	5	Marble & Co. Grill Restaurant	5	Ocean Wellness - The Spa	11	The Conservatory Pool & Bar	11	Chef's Kitchen	14	Sky Bar on 14 & whirlpool
4	Med Yacht Club Restaurant	4	Journeys Lounge	5	Galleria d'Arte	10	Ocean Wellness - Fitness Centre	11	Gelateria & Crêperie	11	Nautilus Club	14	Sports Court
4	Shopping Experiences	5	Astern Pool & Bar	5	MSC Foundation	10	Ocean Wellness - Fitness Studio	11	Infinity whirlpools	12	Helios Pool & Bar adults only	14	Ocean Wellness - Open Air Fitness
4	Lobby	5	Sakura Restaurant	5	Anthology Restaurant	10	Atoll Pool & Bar	11	Malt Whisky Bar	12	Running track		
4	Lobby Bar	5	Astern Lounge	5	Crema Café	11	Emporium Marketplace Restaurant	11	Explora Lounge	12	Infinity whirlpools		



# EXPLORA II SUITE DECK PLANS







RETREAT RESIDENCE

# GUEST SUITES OVERVIEW

SUITE NAME	DECK	TOTAL SUITE AREA SQM (~ SQ FT)	SUITE AREA SQM (~ SQ FT)	TERRACE AREA SQM (~ SQ FT)	QUANTITY
<div>OR</div> OWNER'S RESIDENCE	8	280 (3,014)	155 (1,668)	125 (1,345)	1
<div>CR</div> COCOON RESIDENCE	6	149 (1,604)	74 (797)	75 (807)	2
<div>SR</div> SERENITY RESIDENCE	9	126 (1,356)	60 (646)	66 (710)	4
	7	113 (1,216)	60 (646)	53 (570)	
<div>RR</div> RETREAT RESIDENCE	7	81 (872)	63 (678)	18 (194)	6
	8-9	77 (829)	63 (678)	14 (151)	
<div>CO</div> COVE RESIDENCE	6	80 (861)	56 (603)	24 (258)	10
	7-8-9-10	70 (753)	56 (603)	14 (151)	
<div>GP</div> GRAND PENTHOUSE	6	68 (732)	47 (506)	21 (226)	10
	7-8-9-10	60 (646)	47 (506)	13 (140)	
<div>PP</div> PREMIER PENTHOUSE	8-9-10	52 (560)	42 (452)	10 (108)	40
<div>DP</div> DELUXE PENTHOUSE	7	61 (657)	43 (463)	18 (194)	10
	6	53 (570)	43 (463)	10 (108)	
	9-10	48 (517)	38 (409)	10 (108)	
<div>PH</div> PENTHOUSE	6	48 (517)	34 (366)	14 (151)	7
	7-8-9	43 (463)	34 (366)	9 (97)	
<div>GT</div> OCEAN GRAND TERRACE SUITE	6-7	39 (420)	28 (301)	11 (118)	70
<div>OT1 OT2 OT3 OT4</div> OCEAN TERRACE SUITE	OT1 6/7 OT2 7/8 OT3 8/9 OT4 9/10	35 (377)	28 (301)	7 (75)	301

TOTAL  
461





OWNER'S RESIDENCE

# OCEAN RESIDENCES



OR

This layout corresponds to the Owner's Residence



OR + OT2

This layout corresponds to the Owner's Residence with connecting Ocean Terrace suite

## OWNER'S RESIDENCE

### SUITE FEATURES

- Dedicated private butler services by the Residence Manager
- Oversized floor-to-ceiling windows with views of the sea
- Separate living, dining and sleeping areas
- Abundant lounge area
- Dining table for 8 guests
- Spacious work desk area
- In-suite welcome bottle of Dom Pérignon
- Private bar, replenished according to the guests' preferences
- Espresso machine, kettle and tea pot with a complimentary selection of coffee and teas
- Complimentary personal refillable water bottle for each guest
- Pair of binoculars for guests' use during their journey
- Technogym Bench and Technogym Case Kit for an efficient in-suite fitness experience
- Safe accommodating most tablets and laptops
- Butler pantry area

**DECK:** 8 - Aft  
**NUMBER OF SUITES:** 1  
**MAXIMUM CAPACITY:** 2 adults and 1 child under 2 years old (*in a baby cot*).  
A connecting Ocean Terrace suite can be reserved additionally, allowing for a total maximum capacity of 4 adults or 3 adults and 1 child under 18 years old.

**TOTAL SUITE AREA:** 280 sqm (3,014 sq ft)  
**SUITE:** 155 sqm (1,668 sq ft)  
**TERRACE:** 125 sqm (1,345 sq ft)

### OUTDOOR

- Panoramic ocean-front terrace covering the full ship's width, with a private spacious whirlpool, day beds, a dining table, a scenic lounge area, shower

### BEDROOM

- Bespoke king-sized bed sleep system - size: 200 x 200 cm (79 x 79 in)
- Down duvets and pillows
- Fine bed linens
- Extensive pillow selection
- Oversized dressing room

### BATHROOM

- Luxurious marble double vanity bathroom
- Spacious bathtub and separate shower room
- Private steam room
- Plush bathrobes and bath linens
- Mandala Blue custom bath toiletries and amenities for Explora Journeys
- Dyson Supersonic™ hairdryer and illuminated make-up/shaving mirror
- Additional guest powder room







# OCEAN RESIDENCES



## COCOON RESIDENCE CR

**DECK:** 6 - Aft  
**NUMBER OF SUITES:** 2  
**MAXIMUM CAPACITY:** 3 adults or 2 adults and 2 children under 18 years old (*baby cot or double sofa bed*)

**TOTAL SUITE AREA:** 149 sqm (*1,604 sq ft*)  
**SUITE:** 74 sqm (*797 sq ft*)  
**TERRACE:** 75 sqm (*807 sq ft*)

### SUITE FEATURES

- Private butler services by our Residence Hosts
- Oversized windows with views of the sea
- Separate living, dining and sleeping areas
- Spacious lounge area
- Dining table for 4 guests
- Spacious work desk area
- In-suite welcome bottle of champagne
- Private refrigerated mini-bar, replenished according to the guests’ preferences from a selection of alcoholic and non-alcoholic beverages
- Espresso machine, kettle and tea pot with a complimentary selection of coffee and teas
- Complimentary personal refillable water bottle for each guest
- Pair of binoculars for guests’ use during their journey
- Technogym Bench and Technogym Case Kit for an efficient in-suite fitness experience
- Safe accommodating most tablets and laptops

### OUTDOOR

- Panoramic ocean-front terrace, with private outdoor whirlpool, a dining table, a scenic area and sun loungers

### BEDROOM

- Bespoke king-sized bed sleep system - size: 200 x 200 cm (*79 x 79 in*)
- Double sofa bed
- Down duvets and pillows
- Fine bed linens
- Extensive pillow selection
- Spacious walk-in wardrobe with a seated vanity area

### BATHROOM

- Luxurious marble bathroom with a bathtub, a separate walk-in shower room and heated floors
- Plush bathrobes and bath linens
- Mandala Blue custom bath toiletries and amenities for Explora Journeys
- Dyson Supersonic™ hairdryer and illuminated make-up/shaving mirror
- Additional guest powder room



## SERENITY RESIDENCE SR

**DECK:** 7, 9 - Aft  
**NUMBER OF SUITES:** 4  
**MAXIMUM CAPACITY:** 3 adults or 2 adults and 2 children under 18 years old (*baby cot or double sofa bed*)

**TOTAL SUITE AREA:** 113 sqm (1,216 sq ft) – deck 7 / 126 sqm (*1,356 sq ft*) – deck 9  
**SUITE:** 60 sqm (646 sq ft)  
**TERRACE:** 53 sqm (*570 sq ft*) – deck 7 / 66 sqm (*710 sq ft*) – deck 9

### SUITE FEATURES

- Private butler services by our Residence Hosts
- Oversized floor-to-ceiling windows with views of the sea
- Separate living, dining and sleeping areas
- Spacious lounge area
- Dining table for 4 guests
- Spacious work desk area
- In-suite welcome bottle of champagne
- Private refrigerated mini-bar, replenished according to the guests’ preferences from a selection of alcoholic and non-alcoholic beverages
- Espresso machine, kettle and tea pot with a complimentary selection of coffee and teas
- Complimentary personal refillable water bottle for each guest
- Pair of binoculars for guests’ use during their journey
- Technogym Bench and Technogym Case Kit for an efficient in-suite fitness experience
- Safe accommodating most tablets and laptops

### OUTDOOR

- Panoramic ocean-front terrace with private outdoor whirlpool, a dining table, a daybed and sun loungers

### BEDROOM

- Bespoke king-sized bed sleep system - size: 180 x 200 cm (*71 x 79 in*)
- Some suites feature twin beds - size: 2 x 90 x 200 cm (*35 x 79 in*)
- Double sofa bed
- Down duvets and pillows
- Fine bed linens
- Extensive pillow selection
- Spacious walk-in wardrobe with a seated vanity area

### BATHROOM

- Luxurious marble bathroom with a bathtub, a separate walk-in shower room and heated floors
- Plush bathrobes and bath linens
- Mandala Blue custom bath toiletries and amenities for Explora Journeys
- Dyson Supersonic™ hairdryer and illuminated make-up/shaving mirror



## RETREAT RESIDENCE RR

**DECK:** 7, 8, 9 - Forward  
**NUMBER OF SUITES:** 6  
**MAXIMUM CAPACITY:** 3 adults or 2 adults and 2 children under 18 years old (*baby cot or double sofa bed*)

**TOTAL SUITE AREA:** 77 sqm (*829 sq ft*) – decks 8, 9 / 81 sqm (*872 sq ft*) – deck 7  
**SUITE:** 63 sqm (*678 sq ft*)  
**TERRACE:** 14 sqm (*151 sq ft*) – decks 8, 9 / 18 sqm (*194 sq ft*) – deck 7

### SUITE FEATURES

- Private butler services by our Residence Hosts
- Oversized floor-to-ceiling windows with views of the sea
- Separate living, dining and sleeping areas
- Spacious lounge area
- Dining table for 4 guests
- Spacious work desk area
- In-suite welcome bottle of champagne
- Private refrigerated mini-bar, replenished according to the guests’ preferences from a selection of alcoholic and non-alcoholic beverages
- Espresso machine, kettle and tea pot with a complimentary selection of coffee and teas
- Complimentary personal refillable water bottle for each guest
- Pair of binoculars for guests’ use during their journey
- Technogym Case Kit with a smart range of fitness gear
- Safe accommodating most tablets and laptops

### OUTDOOR

- Spacious ocean-front terrace with private outdoor whirlpool and a dining area

### BEDROOM

- Bespoke king-sized bed sleep system - size: 200 x 200 cm (*79 x 79 in*)
- Double sofa bed
- Down duvets and pillows
- Fine bed linens
- Extensive pillow selection
- Spacious walk-in wardrobe with a seated vanity area

### BATHROOM

- Luxurious marble bathroom with a bathtub, a separate walk-in shower room and heated floors
- Plush bathrobes and bath linens
- Mandala Blue custom bath toiletries and amenities for Explora Journeys
- Dyson Supersonic™ hairdryer and illuminated make-up/shaving mirror
- Additional guest powder room



## COVE RESIDENCE CO

**DECK:** 6, 7, 8, 9, 10 - Middle  
**NUMBER OF SUITES:** 10  
**MAXIMUM CAPACITY:** 3 adults or 2 adults and 2 children under 18 years old (*baby cot or double sofa bed*)

**TOTAL SUITE AREA:** 70 sqm (*753 sq ft*) – decks 7, 8, 9, 10 / 80 sqm (*861 sq ft*) – deck 6  
**SUITE:** 56 sqm (*603 sq ft*)  
**TERRACE:** 14 sqm (*151 sq ft*) – decks 7, 8, 9, 10 / 24 sqm (*258 sq ft*) – deck 6

### SUITE FEATURES

- Private butler services by our Residence Hosts
- Oversized floor-to-ceiling windows with views of the sea
- Separate living, dining and sleeping areas
- Spacious lounge area
- Dining table for 4 guests
- Spacious work desk area
- In-suite welcome bottle of champagne
- Private refrigerated mini-bar, replenished according to the guests’ preferences from a selection of alcoholic and non-alcoholic beverages
- Espresso machine, kettle and tea pot with a complimentary selection of coffee and teas
- Complimentary personal refillable water bottle for each guest
- Pair of binoculars for guests’ use during their journey
- Technogym Case Kit with a smart range of fitness gear
- Safe accommodating most tablets and laptops

### OUTDOOR

- Spacious oceanfront terrace with private outdoor whirlpool, a dining table and sun loungers

### BEDROOM

- Bespoke king-sized bed sleep system - size: 180 x 200 cm (*71 x 79 in*)
- Some suites feature twin beds - size: 2 x 90 x 200 cm (*35 x 79 in*)
- Double sofa bed
- Down duvets and pillows
- Fine bed linens
- Extensive pillow selection
- Spacious walk-in wardrobe with a seated vanity area

### BATHROOM

- Spacious bathroom with walk-in shower and heated floors
- Plush bathrobes and bath linens
- Mandala Blue custom bath toiletries and amenities for Explora Journeys
- Dyson Supersonic™ hairdryer and illuminated make-up/shaving mirror







# OCEAN PENTHOUSES



This layout corresponds to Grand Penthouses on decks 7, 8, 9, 10

## GRAND PENTHOUSE GP

**DECK:** 6, 7, 8, 9, 10 – Middle  
**NUMBER OF SUITES:** 10  
**MAXIMUM CAPACITY:** 3 adults or 2 adults and 2 children under 18 years old (*baby cot or double sofa bed*)

**TOTAL SUITE AREA:** 60 sqm (*646 sq ft*) – decks 7, 8, 9, 10 / 68 sqm (*732 sq ft*) – deck 6  
**SUITE:** 47 sqm (*506 sq ft*)  
**TERRACE:** 13 sqm (*140 sq ft*) – decks 7, 8, 9, 10 / 21 sqm (*226 sq ft*) – deck 6

### SUITE FEATURES

- Oversized floor-to-ceiling windows with views of the sea
- Separate living, dining and sleeping areas
- Spacious lounge area
- Dining table for 4 guests
- Spacious work desk area
- In-suite welcome bottle of champagne
- Private refrigerated mini-bar, replenished according to the guests’ preferences from a selection of alcoholic and non-alcoholic beverages
- Espresso machine, kettle and tea pot with a complimentary selection of coffee and teas
- Complimentary personal refillable water bottle for each guest
- Pair of binoculars for guests’ use during their journey
- Technogym Case Kit with a smart range of fitness gear
- Safe accommodating most tablets and laptops

### OUTDOOR

- Spacious oceanfront terrace with a dining area
- Comfortable daybed for relaxation

### BEDROOM

- Bespoke king-sized bed sleep system - size: 180 x 200 cm (*71 x 79 in*)
- Some suites feature twin beds - size: 2 x 90 x 200 cm (*35 x 79 in*)
- Double sofa bed
- Down duvets and pillows
- Fine bed linens
- Extensive pillow selection
- Spacious walk-in wardrobe with a seated vanity area

### BATHROOM

- Spacious bathroom with a bathtub and heated floors
- Plush bathrobes and bath linens
- Mandala Blue custom bath toiletries and amenities for Explora Journeys
- Dyson Supersonic™ hairdryer and illuminated make-up/shaving mirror
- Some suites feature a walk-in shower and accessibility features



## PREMIER PENTHOUSE PP

**DECK:** 8, 9, 10 – Middle  
**NUMBER OF SUITES:** 40  
**MAXIMUM CAPACITY:** 3 adults or 2 adults and 1 child under 18 years old (*baby cot or a sofa bed*)

**TOTAL SUITE AREA:** 52 sqm (*560 sq ft*)  
**SUITE:** 42 sqm (*452 sq ft*)  
**TERRACE:** 10 sqm (*108 sq ft*)

### SUITE FEATURES

- Oversized floor-to-ceiling windows with views of the sea
- Separate living, dining and sleeping areas
- Dining table for 4 guests
- Spacious work desk area
- In-suite welcome bottle of champagne
- Private refrigerated mini-bar, replenished according to the guests’ preferences from a selection of alcoholic and non-alcoholic beverages
- Espresso machine, kettle and tea pot with a complimentary selection of coffee and teas
- Complimentary personal refillable water bottle for each guest
- Pair of binoculars for guests’ use during their journey
- Technogym Case Kit with a smart range of fitness gear
- Safe accommodating most tablets and laptops

### OUTDOOR

- Spacious oceanfront terrace with a dining area
- Comfortable daybed for relaxation

### BEDROOM

- Bespoke king-sized bed sleep system - size: 180 x 200 cm (*71 x 79 in*)
- Some suites feature twin beds - size: 2 x 90 x 200 cm (*35 x 79 in*)
- Some suites feature a sofa bed
- Down duvets and pillows
- Fine bed linens
- Extensive pillow selection
- Spacious walk-in wardrobe with a seated vanity area

### BATHROOM

- Spacious bathroom with a walk-in shower and heated floors
- Plush bathrobes and bath linens
- Mandala Blue custom bath toiletries and amenities for Explora Journeys
- Dyson Supersonic™ hairdryer and illuminated make-up/shaving mirror



This layout corresponds to Deluxe Penthouses on decks 9 and 10

## DELUXE PENTHOUSE DP

**DECK:** 6, 7 – Aft / 9, 10 - Aft and Forward  
**NUMBER OF SUITES:** 10  
**MAXIMUM CAPACITY:** 2 adults and 1 child under 2 years old (*in a baby cot*)

**TOTAL SUITE AREA:** 48 sqm (*517 sq ft*) – decks 9, 10 / 53 sqm (*570 sq ft*) – deck 6 / 61 sqm (*657 sq ft*) – deck 7  
**SUITE:** 38 sqm (*409 sq ft*) – decks 9, 10 / 43 sqm (*463 sq ft*) – decks 6, 7  
**TERRACE:** 10 sqm (*108 sq ft*) – decks 6, 9, 10 / 18 sqm (*194 sq ft*) – deck 7

### SUITE FEATURES

- Oversized floor-to-ceiling windows with views of the sea
- Spacious lounge area
- Dining table for 4 guests
- Some suites feature a spacious work desk area (*decks 6-7*)
- In-suite welcome bottle of champagne
- Private refrigerated mini-bar, replenished according to the guests’ preferences from a selection of alcoholic and non-alcoholic beverages
- Espresso machine, kettle and tea pot with a complimentary selection of coffee and teas
- Complimentary personal refillable water bottle for each guest
- Pair of binoculars for guests’ use during their journey
- Technogym Case Kit with a smart range of fitness gear
- Safe accommodating most tablets and laptops

### OUTDOOR

- Spacious oceanfront terrace with a dining area
- Comfortable daybed (*decks 9-10*) or lounge chairs (*decks 6-7*) for relaxation

### BEDROOM

- Bespoke king-sized bed sleep system - size: 180 x 200 cm (*71 x 79 in*)
- Some suites feature twin beds - size: 2 x 90 x 200 cm (*35 x 79 in*)
- Down duvets and pillows
- Fine bed linens
- Extensive pillow selection
- Spacious walk-in wardrobe with a seated vanity area

### BATHROOM

- Spacious bathroom with a walk-in shower and heated floors
- Plush bathrobes and bath linens
- Some suites feature a bathtub
- Mandala Blue custom bath toiletries and amenities for Explora Journeys
- Dyson Supersonic™ hairdryer and illuminated make-up/shaving mirror



This layout corresponds to Penthouses on decks 7, 8, 9

## PENTHOUSE PH

**DECK:** 6, 7, 8, 9 - Aft  
**NUMBER OF SUITES:** 7  
**MAXIMUM CAPACITY:** 2 adults and 1 child under 2 years old (*in a baby cot*)

**TOTAL SUITE AREA:** 43 sqm (*463 sq ft*) – decks 7, 8, 9 / 48 sqm (*517 sq ft*) – deck 6  
**SUITE:** 34 sqm (*366 sq ft*)  
**TERRACE:** 9 sqm (*97 sq ft*) – decks 7, 8, 9 / 14 sqm (*151 sq ft*) – deck 6

### SUITE FEATURES

- Oversized floor-to-ceiling windows with views of the sea
- Spacious lounge area
- Dining table for 4 guests
- In-suite welcome bottle of champagne
- Private refrigerated mini-bar, replenished according to the guests’ preferences from a selection of alcoholic and non-alcoholic beverages
- Espresso machine, kettle and tea pot with a complimentary selection of coffee and teas
- Complimentary personal refillable water bottle for each guest
- Pair of binoculars for guests’ use during their journey
- Technogym Case Kit with a smart range of fitness gear
- Safe accommodating most tablets and laptops

### OUTDOOR

- Spacious oceanfront terrace with a dining area
- Comfortable daybed for relaxation

### BEDROOM

- Bespoke king-sized bed sleep system - size: 180 x 200 cm (*71 x 79 in*)
- Some suites feature twin beds - size: 2 x 90 x 200 cm (*35 x 79 in*)
- Down duvets and pillows
- Fine bed linens
- Extensive pillow selection
- Spacious walk-in wardrobe with a seated vanity area

### BATHROOM

- Spacious bathroom with a walk-in shower and heated floors
- Plush bathrobes and bath linens
- Mandala Blue custom bath toiletries and amenities for Explora Journeys
- Dyson Supersonic™ hairdryer and illuminated make-up/shaving mirror







# OCEAN SUITES



## OCEAN GRAND TERRACE SUITE GT

**DECK:** 6, 7 - Aft, Middle, Forward  
**NUMBER OF SUITES:** 70  
**MAXIMUM CAPACITY:** 2 adults and 1 child under 18 years old (*baby cot or a sofa bed*)

**TOTAL SUITE AREA:** 39 sqm (*420 sq ft*)  
**SUITE:** 28 sqm (*301 sq ft*)  
**TERRACE:** 11 sqm (*118 sq ft*)

### SUITE FEATURES

- Oversized floor-to-ceiling windows with views of the sea
- Lounge area with coffee/dining table
- In-suite welcome bottle of champagne
- Private refrigerated mini-bar, replenished according to the guests’ preferences from a selection of alcoholic and non-alcoholic beverages
- Espresso machine, kettle and tea pot with a complimentary selection of coffee and teas
- Complimentary personal refillable water bottle for each guest
- Pair of binoculars for guests’ use during their journey
- Safe accommodating most tablets and laptops

### OUTDOOR

- Spacious oceanfront terrace with a dining area
- Comfortable daybed for relaxation

### BEDROOM

- Bespoke king-sized bed sleep system - size: 180 x 200 cm (*71 x 79 in*)
- Some suites feature twin beds - size: 2 x 90 x 200 cm (*35 x 79 in*)
- Down duvets and pillows
- Fine bed linens
- Extensive pillow selection
- Spacious walk-in wardrobe with a seated vanity area

### BATHROOM

- Spacious bathroom with a walk-in shower and heated floors
- Plush bathrobes and bath linens
- Mandala Blue custom bath toiletries and amenities for Explora Journeys
- Dyson Supersonic™ hairdryer and illuminated make-up/shaving mirror
- Some suites feature a bathtub



## OCEAN TERRACE SUITE OT1, OT2, OT3, OT4

**DECK:** OT1 - 6, 7 / OT2 - 7, 8 / OT3 - 8, 9 / OT4 - 9, 10 - Aft, Middle, Forward  
**NUMBER OF SUITES:** OT1 – 58, OT2 – 100, OT3 – 72, OT4 – 71  
**MAXIMUM CAPACITY:** 2 adults and 1 child under 18 years old (*baby cot or a sofa bed*)

**TOTAL SUITE AREA:** 35 sqm (*377 sq ft*)  
**SUITE:** 28 sqm (*301 sq ft*)  
**TERRACE:** 7 sqm (*75 sq ft*)

### SUITE FEATURES

- Oversized floor-to-ceiling windows with views of the sea
- Lounge area with coffee/dining table
- In-suite welcome bottle of champagne
- Private refrigerated mini-bar, replenished according to the guests’ preferences from a selection of alcoholic and non-alcoholic beverages
- Espresso machine, kettle and tea pot with a complimentary selection of coffee and teas
- Complimentary personal refillable water bottle for each guest
- Pair of binoculars for guests’ use during their journey
- Safe accommodating most tablets and laptops

### OUTDOOR

- Spacious oceanfront terrace with a dining area
- Comfortable daybed for relaxation

### BEDROOM

- Bespoke king-sized bed sleep system - size: 180 x 200 cm (*71 x 79 in*)
- Some suites feature twin beds - size: 2 x 90 x 200 cm (*35 x 79 in*)
- Down duvets and pillows
- Fine bed linens
- Extensive pillow selection
- Spacious walk-in wardrobe with a seated vanity area

### BATHROOM

- Spacious bathroom with a walk-in shower and heated floors
- Plush bathrobes and bath linens
- Mandala Blue custom bath toiletries and amenities for Explora Journeys
- Dyson Supersonic™ hairdryer and illuminated make-up/shaving mirror
- Some suites feature a bathtub and accessibility features



OCEAN TERRACE SUITE



# ACCESSIBLE SUITES

**FEATURES AND AMENITIES:**

- Roll-in shower with grab-bar and fold-down seat (height of seat from the floor is 450 mm / 17.7 in)
- Grab bar next to the toilet seat
- Portable toilet seat risers available on board
- Hand-held shower wand
- Lowered towel racks
- Accessibility equipment for hearing impaired (Assistive Listening System (ALS) and/or TTY devices)
- Lowered wardrobe bars and shelving
- Lowered safe
- Double peephole on entrance door
- All doorways are wheelchair accessible
- Entrance door width 900 mm (31.5 in)
- Bathroom door width 900 mm (31.5 in)

**ACCESSIBLE GRAND PENTHOUSE  
GP**

**DECK:** 9 - Middle, close to lifts  
**NUMBER OF SUITES:** 1

**TOTAL SUITE AREA:** 60 sqm – 646 sq ft  
**SUITE:** 47 sqm – 506 sq ft  
**TERRACE:** 13 sqm – 140 sq ft

This accessible suite can be connected to a Ocean Terrace Suite (OT4)

**ACCESSIBLE OCEAN TERRACE SUITE  
OT2, OT3, OT4**

**DECK** 8, 9, 10 - Forward, close to lifts  
**NUMBER OF SUITES** OT2 - 4, OT3 - 4, OT4 - 1

**TOTAL SUITE AREA:** 49 sqm – 526 sq ft  
**SUITE:** 39 sqm – 419 sq ft  
**TERRACE:** 10 sqm – 107 sq ft

Features may vary by suite.  
Please inform your Travel Advisor or the Explora Experience Ambassador of your preferences and requirements when booking.



ACCESSIBLE GRAND PENTHOUSE



# MULTI-GENERATION-FRIENDLY CONNECTING SUITES

80 MULTI-GENERATION-FRIENDLY CONNECTED SUITES									
SUITE SUB-CATEGORY	CAN BE CONNECTED WITH	QTY, UNIQUE COMBINATIONS	QTY, SUITES WITH CONNECTING DOORS BY SUB-CATEGORY	SUITE COMBINATIONS					
<div>OR</div> OWNER'S RESIDENCE	OT2	1	1	8101-8100					
<div>RR</div> RETREAT RESIDENCE	GT	2	4	7001-7003	7002-7004				
	OT3	2		9001-9003	9002-9004				
<div>CO</div> COVE RESIDENCE	GP	2	2	10007-10009	10022-10024				
<div>GP</div> GRAND PENTHOUSE	GT	2	10	6012-6014	6011-6013				
	OT4	2		9033-9035	9032-9034				
	OT3	2		8035-8037	8034-8036				
	OT2	2		7039-7041	7038-7040				
<div>PP</div> PREMIER PENTHOUSE	OT4	6	10	9057-9059	9040-9042	9041-9043	9056-9058	10052-10054	10039-10041
	OT3	4		8043-8045	8042-8044	8059-8061	8058-8060		
<div>DP</div> DELUXE PENTHOUSE	OT3	2	2	9087-9089	9086-9088				
<div>GT</div> OCEAN GRAND TERRACE SUITE	GT	2	8	6056-6058	6057-6059				
<div>OT4</div> OCEAN TERRACE SUITE	OT4	4	16	9068-9070	9069-9071	10002-10004	10055-10057		
<div>OT3</div> OCEAN TERRACE SUITE	OT3	4	18	8070-8072	8071-8073	9024-9026	9025-9027		
<div>OT2</div> OCEAN TERRACE SUITE	OT2	4	11	7082-7084	7083-7085	8026-8028	8027-8029		



PREMIER PENTHOUSE



# SUITES WITH TWIN BEDS

194 SUITES WITH TWIN BEDS – BY SUB-CATEGORY							
OT1		OT2		OT3		OT4	
6018	7104	7040	8022	8036	9007	9034	10039
6019	7105	7041	8023	8037	9008	9035	10048
6022	7108	7044	8026	8038	9011	9040	10049
6023	7109	7045	8027	8039	9012	9041	10052
6026		7048	8030	8042	9015	9052	10053
6027		7049	8031	8043	9016	9053	10057
6040		7052	8084	8054	9020	9056	10061
6041		7053	8085	8055	9021	9057	10062
6044		7072	8101	8058	9024	9066	10064
6045		7073		8059	9025	9067	
6048		7076		8068	9028	9070	
6049		7077		8069	9029	9071	
7030		7080		8072	9074	10001	
7031		7081		8073	9075	10004	
7034		7084		8076	9078	10016	
7035		7085		8077	9079	10019	
7096		7088		8080	9082	10021	
7097		7089		8081	9083	10032	
7100		7092		9003	9086	10034	
7101		7093		9004	9087	10035	

194 SUITES WITH TWIN BEDS – BY SUB-CATEGORY							
GT		PH	DP	PP	GP	CO	SR
6003	7013	7112	7116	8046	7038	6009	7114
6004	7014	8098	9090	8047	7039	6010	7115
6007	7018	9092	9091	8050	9033	8032	9094
6008	7019	9093	10003	8051	10009	8033	9095
6013	7022		10018	8062	10024	10007	
6014	7023			8063		10022	
6054	7026			8066			
6055	7027			8067			
6058				9044			
6059				9045			
6062				9048			
6063				9049			
6066				9060			
6067				9061			
6070				9064			
6071				9065			
7003				10043			
7004				10047			
7009				10056			
7010				10060			



# SUITES WITH BATHTUBS

49 SUITES WITH BATHTUBS – BY SUB-CATEGORY									
OT2	OT3	OT4	GT	DP	GP	RR	SR	CR	OR
7084	8042	9040	6058	9088	6011	7001	7114	6088	8100
7085	8043	9041	6059	9089	6012	7002	7115	6089	
	8058	9056		9090	7038	8001	9094		
	8059	9057		9091	7039	8002	9095		
	8072	9070		10003	8034	9001			
	8073	9071		10005	8035	9002			
		10039		10018	9033				
		10052		10020	10009				
		10057			10024				







SAKURA RESTAURANT

# UNIQUE COMPLIMENTARY EXPERIENCES

ALL JOURNEYS INCLUDE:

- Authentic, intuitive service from our team of hospitality experts, with an industry-leading guests to hosts ratio of 1.25 to 1
- Nine distinct culinary experiences, including In-Suite Dining
- Unlimited beverages, fine wines and premium spirits, speciality coffees, teas and soft drinks available at all times, including in-suite mini-bar
- Access to the Ocean Wellness – The Spa thermal area
- Group wellness, fitness and mindfulness activities and rituals
- All on-board gratuities
- High-speed complimentary Wi-Fi throughout the ship
- In-suite welcome bottle of champagne upon arrival
- A bottle of wine and a bottle of spirit of the guests’ choice upon arrival
- 24-hour concierge services
- 24-hour In-Suite Dining
- Twice-daily housekeeping services, including evening turndown service
- Shoeshine service
- Shuttle services from port to city centre (where required/available)

Plus additional benefits for guests staying in Ocean Grand Terrace Suites, Ocean Penthouses and Ocean Residences.

HIGH-SPEED COMPLIMENTARY WI-FI  
THROUGHOUT THE SHIP

Our ships are equipped with enhanced onboard connectivity by Starlink, ensuring stable high-speed internet and Wi-Fi connection in all suites and public spaces.\*

\*In certain navigation areas, Wi-Fi connection may be slower or unavailable due to circumstances beyond our control.





## ADDITIONAL BENEFITS

### OCEAN GRAND TERRACE SUITES

*Journey inclusions plus:*

- Priority dinner reservations for select culinary venues
- Complimentary pressing of garments, within 24 hours after check-in (once per journey)
- One bag of laundry per suite (one per journey), up to 48 hours before check-out

### OCEAN RESIDENCES

*Ocean Penthouses benefits plus:*

- Private butler services by our Residence Hosts
- Enhanced In-Suite Dining exclusive menu, including specialties from several culinary venues
- Enhanced In-Suite Dining breakfast menu served in-suite
- In-suite full bar setup with a selection of premium spirits, wines and soft drinks
- Priority reservations for Destination Experiences
- Unlimited complimentary laundry and pressing services
- Personal welcome by a Residence Host and priority embarkation upon arrival
- VIP lounge at embarkation (where available)
- Round trip airport to port or airport to hotel ground transfers included (available up to a distance of 50 miles/80 km each way from/to port or hotel and from selected airports)

### OCEAN PENTHOUSES

*Ocean Grand Terrace Suites benefits plus:*

- Priority check-in and embarkation (where available)
- One additional bottle of spirit or wine of the guests' preference (three bottles in total)

### OWNER'S RESIDENCE


*Ocean Residences benefits plus:*

- Dedicated private butler services by the Residence Manager
- In-suite welcome bottle of Dom Pérignon champagne upon arrival
- Unlimited priority reservations for all culinary venues
- Priority access to the Ocean Wellness – The Spa thermal area
- Complimentary treatment at Ocean Wellness – The Spa (one treatment per guest per journey)
- Private driver ashore (one per journey, where available)
- Personal welcome by a Residence Manager and priority embarkation upon arrival
- Complimentary pre- or post-journey hotel night (where available, conditions apply)
- Roundtrip home to airport ground transfers included (available up to a distance of 50 miles/80 km each way from/to airport)
- Roundtrip transfers from/to hotel and port included for a distance of up to 50 miles/80 km each way from/to hotel/port

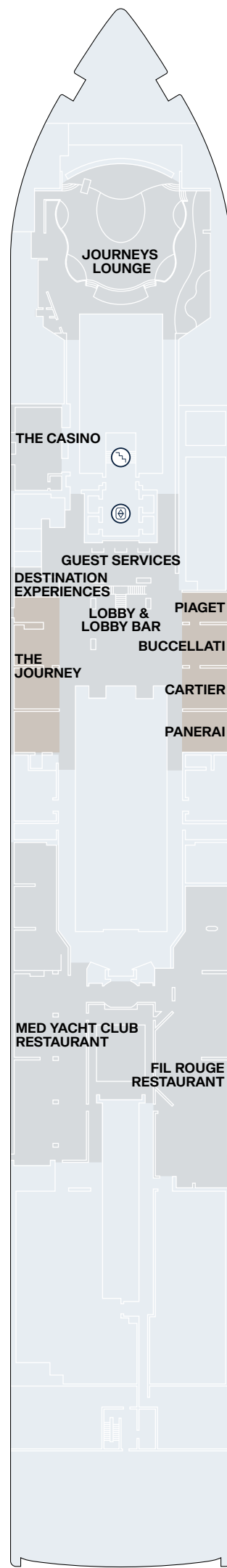


# EXPLORA II

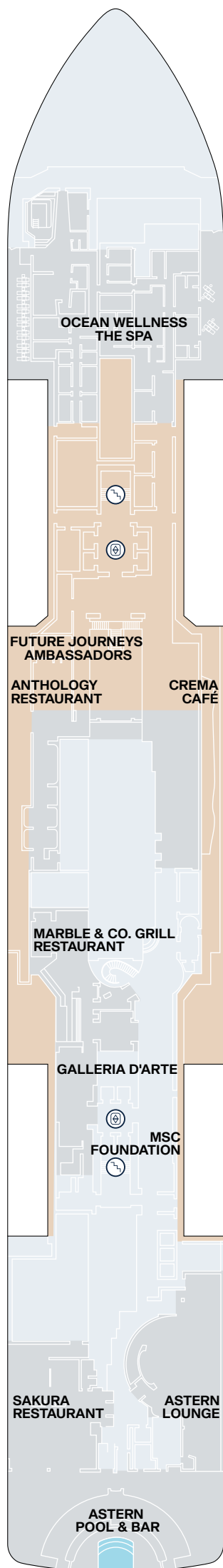
## PUBLIC SPACES DECK PLANS



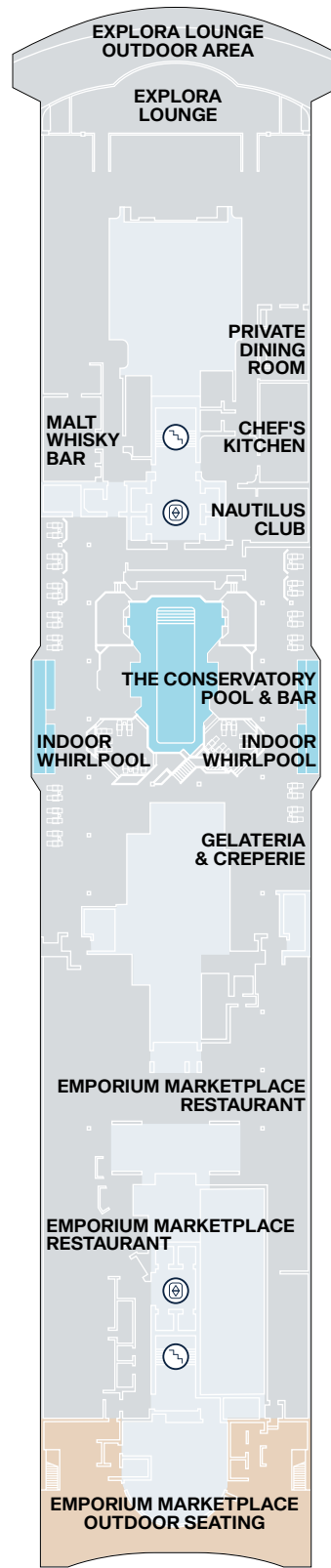
DECK 3



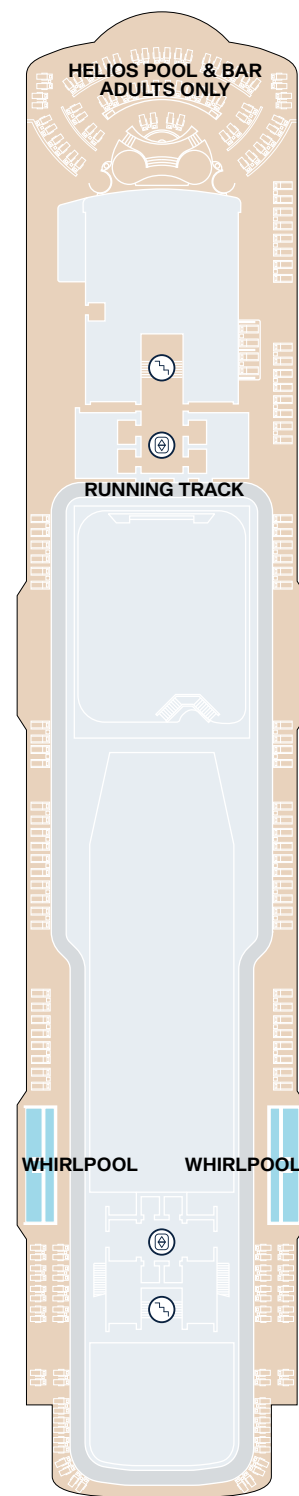
DECK 4



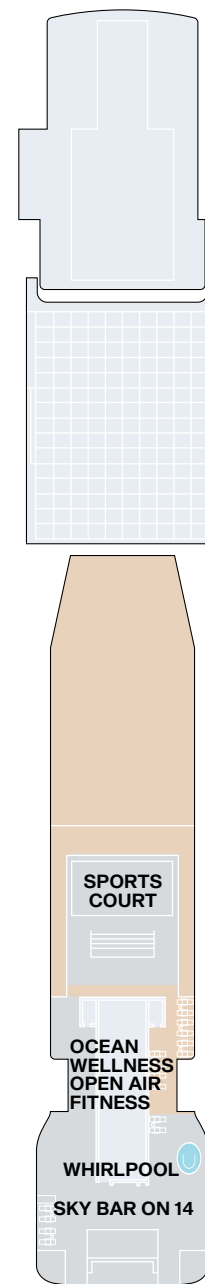
DECK 5



DECK 11



DECK 12



DECK 14







*Elegant, spacious and comfortable* ocean-front suites, penthouses and residences **DESIGNED** to **CREATE** a home at sea for our *guests*.

# YOUR HOME AT SEA

Each of our 461 ocean-front suites, penthouses and residences – all designed with a refined, European elegance – are created to bring guests closer to the ocean itself, with floor-to-ceiling windows and private sun terraces.

Our suites range from 35 sqm (377 sq ft) to 280 sqm (3,014 sq ft), making them among the most spacious in the category.

**ALL SUITES FEATURE:**

- Floor-to-ceiling windows
- Private sun terraces with a dining area and a sunbed or sun loungers
- Arriving to find luggage delivered and a chilled bottle of champagne waiting
- Walk-in wardrobe with seated vanity area and Dyson Supersonic™ hair dryer
- Heated bathroom floors
- Individual climate and lighting control in each suite
- Gentle motion-activated bedroom night lights
- Infotainment system with on-demand TV options
- Wireless bedside device charging stations
- Mini-bar replenished according to each guest’s preferences
- Espresso machine with biodegradable pods; a kettle and teapot
- Complimentary personal refillable water bottle for each guest
- Mandala Blue custom bath toiletries and amenities for Explora Journeys
- Pair of binoculars for guests’ use during their journey



# RESTAURANTS

The culinary riches aboard Explora Journeys take their influences from across the globe, bringing personality, sophistication and a dash of soul to dining at sea – whether in one of the elegant restaurants, by a pool or on a private terrace.

	INCLUSIVE CULINARY EXPERIENCE	INDOOR SEATING	OUTDOOR SEATING	TOTAL SEATING	SURFACE SQM (~ SQ FT)	DECK
Anthology		48	22	70	294 (3,164)	5
Sakura	Yes	80	26	106	255 (2,744)	5
Marble & Co. Grill	Yes	80	10	90	330 (3,552)	5
Med Yacht Club	Yes	170 incl. bar and lounge seating	/	170	190 (2,045)	4
Fil Rouge	Yes	210	/	210	515 (5,543)	4
Emporium Marketplace	Yes	272	98	370	897 (9,655)	11
Chef's Kitchen		12	/	12	92 (990)	11
In-Suite Dining	Yes					

All seating capacities are approximate and might change.







# BARS, LOUNGES, ENTERTAINMENT AND ENRICHMENT EXPERIENCES

	INDOOR SEATING	OUTDOOR SEATING	TOTAL	SURFACE SQM (~ SQ FT)	DECK
Lobby Bar	24	/	24	/	4
Journeys Lounge	190	/	190	655 (7,050)	4
Crema Café	56	14	70	415 (4,467)	5
Astern Lounge	69	6	69	302 (3,250)	5
Astern Pool & Bar		84	84	/	5 Fully outdoor
Atoll Pool & Bar		123	123	/	10 Fully outdoor
Explora Lounge	142	38	180	603 (6,490)	11
Malt Whisky Bar	38	/	38	134 (1,442)	11
The Conservatory	28	58	86	/	11
Gelateria & Crêperie at The Conservatory	/	/	/	/	11
Helios Pool & Bar - adults only	/	120	120	/	12 Fully outdoor
Sky Bar on 14	/	54	54	290 (3,121)	14 Fully outdoor
Nautilus Club	30	/	30	52 (559)	11
The Casino	42	/	42	86 (925)	4
Galleria d'Arte			/	304 (3,272)	5
MSC Foundation			/	/	5

\*Includes sunbeds, lounge chairs and bar seating.  
 All seating capacities are approximate and might change.



# CURATED SHOPPING EXPERIENCES

	TOTAL	SURFACE SQM (~ SQ FT)	DECK
SHOPPING EXPERIENCES	/	262 (2,820)	4
The Journey			
Buccellati boutique*			
Rolex boutique*			
Panerai boutique			
Cartier watch store			
Piaget boutique			







LOBBY AND LOBBY BAR

## EVENT VENUES & SPACES

	DECK	USE & CAPACITIES					STAGE	DANCE FLOOR	
		MEETING ROOM Boardroom Style	MEETING ROOM Classroom Style	COCKTAIL PARTIES Stand up function	GAMES Bridge, Chess, Backgammon, Mahjong	LECTURES, SPEAKER EVENTS			AD HOC Team Building Events, Private Dining
Journeys Lounge	4		190	240		190	190	Yes	Yes
Captain's Table (at Fil Rouge)	4	12	12		12				
Spa outdoor area	5			11					
Astern Pool & Bar	5			30					
Marble & Co. Grill	5	20	20		30		25		
Atoll Pool & Bar	10			40					
Private dining room	11	14	15		20	15	14		
Chef's Kitchen	11						12		
Explora Lounge outdoor area	11			75			75		
Sky Bar on 14	14			54			54		
Sports Court	14						30		

Available for private events outside of opening hours only. All seating capacities are approximate and might change.



# OCEAN WELLNESS

## THE SPA AND BEAUTY

	SEATS	SURFACE SQM (~ SQ FT)	DECK
<b>THERMAL AREA</b> Steam room Steam shower (in private spa suites) Hydrotherapy pool Finnish sauna Salt cave Experience shower Ice fall Heated marble loungers Relaxation room	24		
<b>11 TREATMENT ROOMS</b>			
2 private spa suites with a dedicated outdoor relaxation area	4 (2 guests each)	713 (7,674)	5
1 double treatment room 7 single treatment rooms 1 single treatment room for specialised skin treatments - <i>the Medi Luxe Treatments by Dr Levy Switzerland</i>	10		
Outdoor relaxation area	11		
<b>BEAUTY FACILITIES</b>			
Beauty Studio	8		
Barber Corner	1		

## FITNESS

	SEATS	SURFACE SQM (~ SQ FT)	DECK
<b>Fitness Centre</b>		157 (1,690)	
<b>Fitness Studio</b>	30	70 (753)	10
<b>Open Air Fitness</b>	12	64 (688)	14
<b>Running Track</b>	/	250 m (820 ft)	12
<b>Sports Court</b>	/	14.2 m x 11 m (46,5 ft x 36 ft)	14
<b>In-Suite Fitness</b>			

All seating capacities are approximate and might change.



OCEAN WELLNESS - FITNESS CENTRE





THE CONSERVATORY POOL WITH RETRACTABLE GLASS ROOF

# POOLSIDE LEISURE

	SEATS*	DECK
Astern Pool	36	5
Atoll Pool	74	10
The Conservatory Pool with retractable glass roof	60	11
Helios Pool - adults only	62	12
Indoor whirlpools (2 in total)	/	11
Outdoor Whirlpools (3 in total)	/	12/14
Hydrotherapy pool in the Thermal Area	/	5

\*Does not include bar and lounge seating  
All seating capacities are approximate and might change.



# OTHER SERVICES

DECK

Medical Centre	3
Guest Services	4
Destination Experiences	4
Future Journeys Ambassadors	5
Guest Launderette	9-10







Explora

JOURNEYS

Information & Reservation

**TMG**

Tel. +377 97 98 41 31 [contact@tmg-cruises.com](mailto:contact@tmg-cruises.com)